
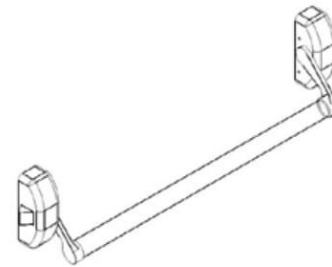
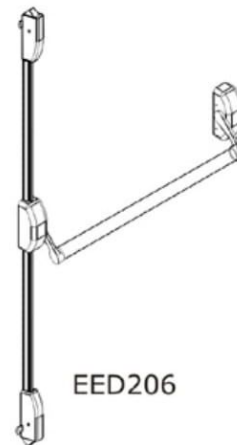


EED200 SERIES


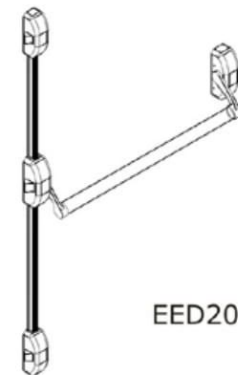
Finish: Silver, Gold, SSS, PSS, PVD, AB



EED201



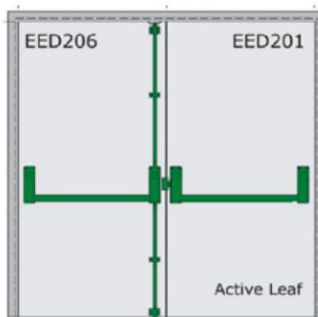
EED206




EED208

Double Door Configurations

Rebated Doors



Non Rebated Doors


Features

- Elegant and highly functional panic latch
- Operated by downward thrust of the cross bar to give a speedy exit in panic situation
- Available in painted steel and SS grade304
- Anti-thrust mechanism to protect against attack
- Fire rated for use on timber and steel doors

Product specification

- Suitable for doors up to 1440mm wide and 2200mm height
- Supplied with 960mm rod as standard
- Door weight up to 200kg
- Non handed, suitable with out alteration for left or right hand applications
- Top rods available for doors up to 3000mm high