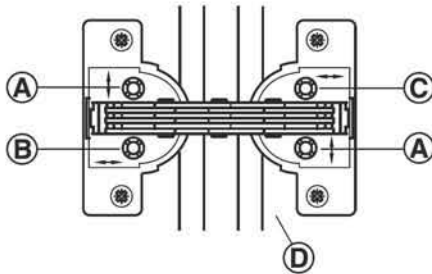



GS45

For 22.5° and 45° mitre applications

Product Description:

- For door thickness: 16 – 22 mm
- Side panel thickness: 16 – 20 mm, from 20 mm and above the edge has to be chamfered by 3 mm
- Adjustment facility: 3-dimensional
- Installation: For screw fixing
- Material Cup: Zinc alloy, hinge arm: Steel
- Finish: Nickel plated

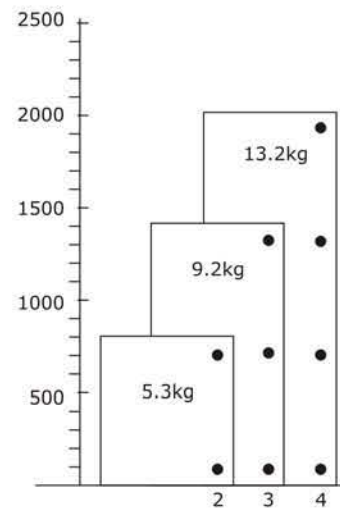
Adjustment Facility


- Ⓐ Height
- Ⓑ Side
- Ⓒ Depth
- Ⓓ Side Panel

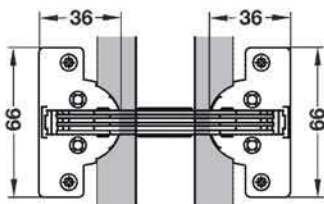
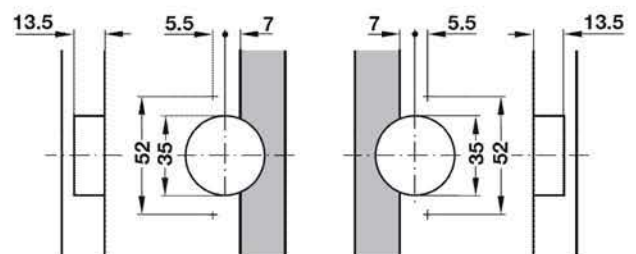
Height adjustment 3mm
Side and depth adjustment 1.5mm

Note

Provided 2mm surroundings door gap

Number of hinge per door


- Sample measurements for 19 mm thick wood
- Door width up to 500 mm

Dimensions

Drilling pattern for 45° mitre

Mounting
