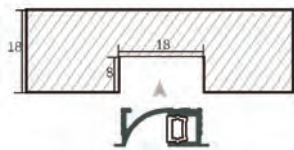
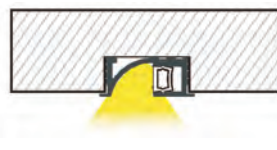


EAAP89



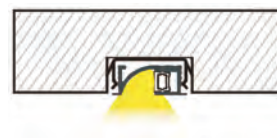
1. Slotting dimension 18mm width
8mm depth



2. Recessed mounted, or install with glue



1. Slotting dimension 18mm width
8mm depth



2. Install the elastic piece,
and then insert it into the slot

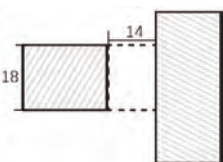
Features:

- Profile can be cut to size
- Use curvy design to guide light source, creating soft illumination
- Ultra-thin 8mm thick design for various applications
- Ultra thin 0.6mm tick edge, integrating with the cabinet
- Aluminium body - AL6063
- Color: Black, Champagne Gold
- Size: 20x8mm
- Length: 0.5 to 2.5m

Application:

- Ambient illumination. For display cabinet, Kitchen cabinet, wardrobe, wine cabinet, etc

EAAP90

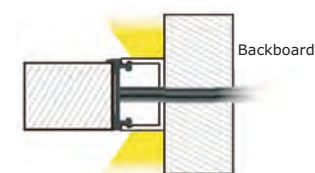


1. Cut 14mm width of the rear board

Edge for auxiliary fixation



2. Split the VHB tape



Punch on the PC cover for wiring
through back board

Features:

- Profile can be cut to size
- Shining upwards and downwards for rear board
- Perfect for 18mm thick board
- Comes with VHB 3M tape, easy installation
- No slot opening, punch on the PC cover
- Aluminium body - AL6063
- Color: Black, Champagne Gold
- Size: 18.8x13.2mm
- Length: 0.5 to 2.5m

Application:

- Ambient illumination. For display cabinet, wardrobe, wine cabinet, bookshelf, etc