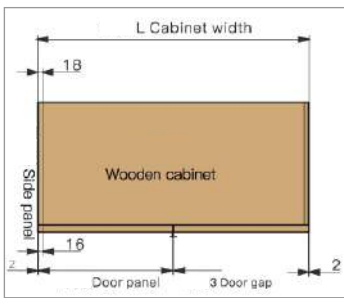


MH200

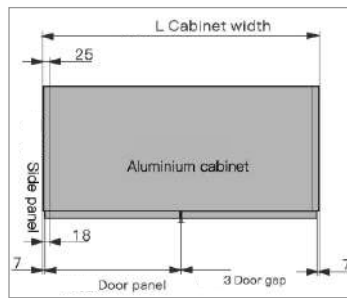


Features:

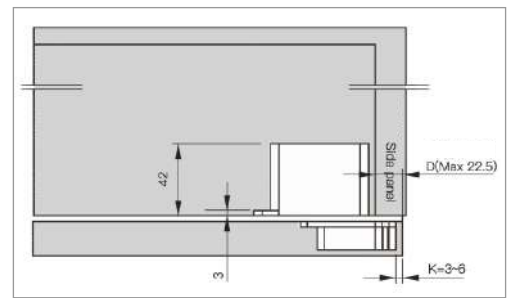
- Compatible 20mm narrow profile.
- Hole-opening specifications of wooden door & aluminium frame.
- Arm holder left/Right.
- Loading capacity: 25Kg & 35Kg.
- Door height: 2400mm Maximum.
- Door width: 600mm Maximum.
- With soft closing function.



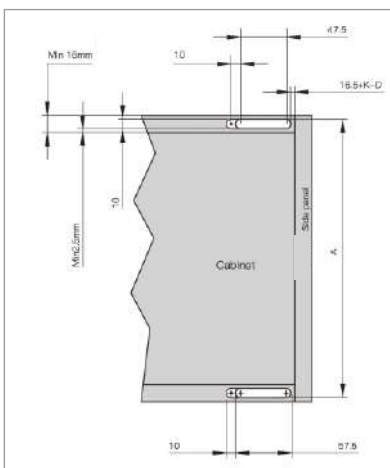
Single wooden cabinet, side panel H=18
Formula :
A door width = L cabinet width/2 door-3.5



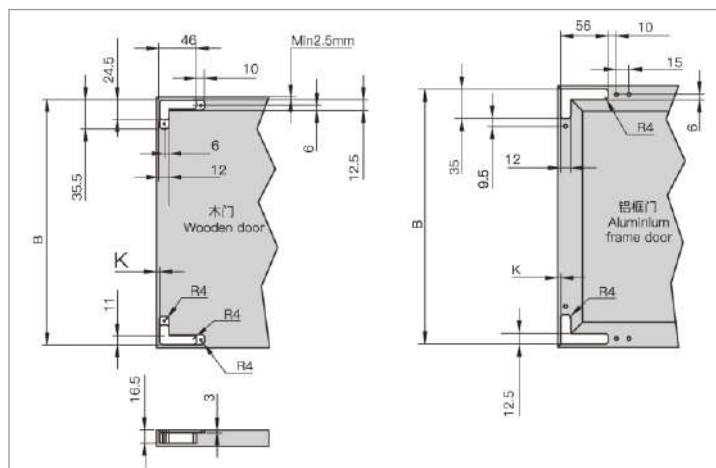
Single Aluminium cabinet, side panel H=25
Formula :
A door width = L cabinet width/2 door-8.5



Hole Opening Specifications of Cabinet



Hole Opening Specifications of Cabinet



Hole Opening Specifications of wooden door and aluminium frame