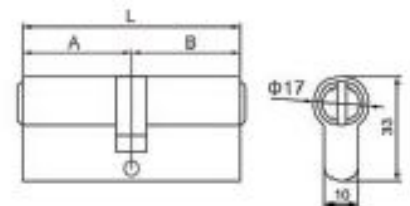


CYC Series

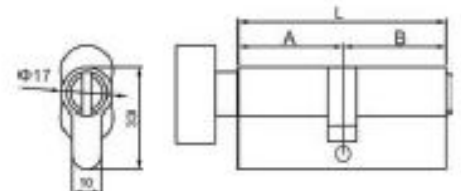
- Solid brass body
- Top and bottom pins made of solid brass
- Key manufactured from brass
- Supplied with three 2.2mm dimple keys

Double Cylinder

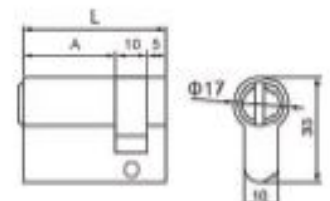

- | Ref. No. | Size |
|----------|--------|
| • CYC265 | : 65mm |
| • CYC275 | : 75mm |
| • CYC285 | : 85mm |


Key and Turn Cylinder


- | Ref. No. | Size |
|----------|--------|
| • CYC365 | : 65mm |
| • CYC375 | : 75mm |
| • CYC385 | : 85mm |


Single Cylinder


- | Ref. No. | Size |
|----------|--------|
| • CYC145 | : 45mm |


Finish: SN, MAB, PC, SB, PB, MBL
BS EN 1303 Classification

1	6	0	B	0	C	4	0
---	---	---	---	---	---	---	---