

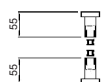
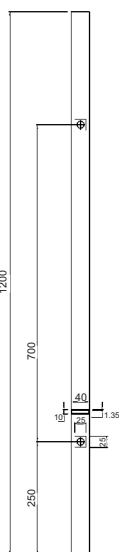
40x10 T Shape Pull Handle
Offset 40x10 T Shape Pull Handle


BL/PVD

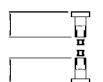
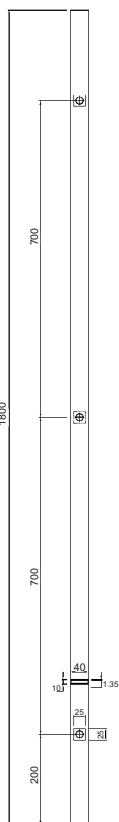


SB/PVD

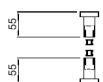
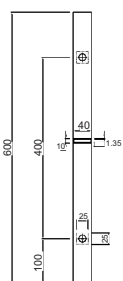
- | Ref. No. | Size |
|-----------|----------|
| ● PHS2341 | : 600mm |
| ● PHS2342 | : 1200mm |
| ● PHS2343 | : 1800mm |



PHS2342



PHS2343



PHS2341

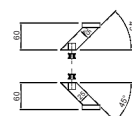
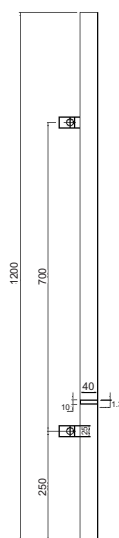


BL/PVD

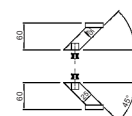
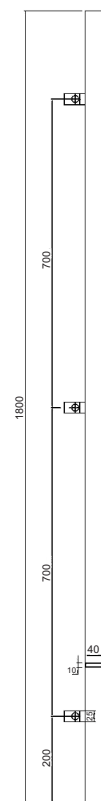


SB/PVD

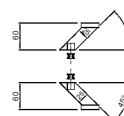
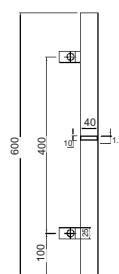
- | Ref. No. | Size |
|-----------|----------|
| ● PHS2441 | : 600mm |
| ● PHS2442 | : 1200mm |
| ● PHS2443 | : 1800mm |



PHS2442



PHS2443



PHS2441

Finish: SSS, PSS, BL/PVD, SB/PVD